


# SPIRAL<sup>®</sup> INSULATED

## HIGH PERFORMANCE DOOR SERIES




**RYTEC**

# HIGH SPEED, HIGH INSULATION AND HIGH CYCLES

## WORLD-RENOWNED FOR UNPRECEDENTED PERFORMANCE

The Spiral Insulated Premium Series is engineered for extreme thermal control, long-lasting performance, operator safety, and above all, unrivaled speed.

The state-of-the-art technology combined with a refined fit and finish, dramatically reduce energy consumption and maintenance costs while accelerating the speed of your business.



*The Spiral track design that forever changed the door industry.*

## HIGH SPEED FOR UNPRECEDENTED PRODUCTIVITY AND CONTROL

As one of the fastest doors in the world, Spiral doors open completely in less than 2 seconds. The faster the doors open; the faster traffic moves. Volume and flow of traffic are enhanced because drivers and pedestrians don't waste time waiting for the doors to open. And because the doors close quickly, the inside temperatures and environmental conditions are quickly contained. The variable-speed electric motor enables total control of opening and closing speeds.



*Rytec Spiral SST opens at speeds up to 60" per second.*

## HIGH INSULATION FOR UNPRECEDENTED THERMAL PERFORMANCE

Spiral Insulated doors are engineered and constructed specifically for high thermal performance. The high R-value insulated slats resist heat transference while the frame, side columns and weather seals practically eliminate air leaks. The thermally insulated slats provide a high R-value and incorporate thermal breaks to increase the effectiveness and enhance structural performance. Apart from drastically reducing heating, cooling and refrigeration costs, the unique construction of the door provides added security and sound insulation.



*Spiral SST Insulated Slats include a double rubber seal between the individual segments.*

## HIGH CYCLES FOR LOWER MAINTENANCE

Spiral Insulated doors are intended for high-use, high-cycle, temperature-controlled environments where door downtime isn't an option. Unlike typical repair-prone overhead doors, they are specifically engineered to open and close thousands of times a day, day after day, year after year. Rated for a minimum of 100,000 cycles, the industrial-strength technology offers near continuous uptime and requires only minimal preventive maintenance.



*Spiral SST Insulated Slat surface is smooth for easy cleaning. Low temperature weather seal on optional windows.*

## OFTEN IMITATED. NEVER DUPLICATED.

With its unrivaled speed, sleek appearance and whisper quiet operation, the Spiral door instantly captures attention. The Spiral® technology has forever changed the door industry so it's no surprise others attempt to copy the legendary design. The extraordinary Spiral technology is unique and exclusive to Rytec. The entire door panel rides effortlessly within a spiraling track with no metal-to-metal contact. The nylon rollers and patented spiral design are engineered for millions of cycles. The rigid panel consists of a highly secure wall of interconnected slats with reinforced hinges. A durable rubber membrane covering the connecting slats creates a tight seal. Each individual slat in the panel is locked within the spiral track for precision and security. A powerful variable-speed drive system, combined with a precisely counterbalanced door panel, enables speeds in excess of 100 inches per second.

Unless it is the Rytec Spiral door, it isn't a Spiral door.



*Internationally-patented spiral technology*



# HIGH PERFORMANCE DOOR SERIES



## STANDARD FEATURES

**Panel Construction:** SST slats walls constructed of thermally-separated galvanized steel with an expanded polyurethane foam core. Thermal insulation and R-value vary according to the size of the door. Slats connected with reinforced hinge system for additional rigidity, support and security. An integrated rubber low-temp weather seal covers the connecting slats. Standard color is aluminum from 2 layer paint process (primer, topcoat polyurethane / polyamide) (similar to RAL 9006). Other RAL colors available.

**Door Track:** Patented roll-up Spiral design features no metal-to-metal contact which results in whisper-quiet, low maintenance operation and eliminates wear on panel slats.

**Frame/Side Column Construction:** 11 gauge, galvanized steel side frames with 14 gauge, galvanized covers. Side frames include full height weather seals on both sides of the door panel to reduce air infiltration.

**Variable Travel Speed:** Factory set to open at up to 60" per second and close at 30" per second. Variable speed drive allows for soft-starting and soft-stopping which reduces motor and brake wear.

**Brake Release:** A counterbalance-assisted mechanical break release (mounted on the side column) allows door to be easily opened in case of a power failure.


**Electrical Requirements:** 480v-3 phase, 208/208v-3 phase, 230v/208-1 phase or 575v-3 phase

**Safety:** The standard TLG® infrared light curtain monitors the closing path up to 8'2" (2.5 meters) to detect even the smallest of obstacles without contact. If something gets in the way, the closing motion stops immediately, or is prevented from starting. The safety curtain is self-monitoring and located within the side column for protection. Standard manual brake release provided for power failures.

**Maintenance:** Preventive maintenance is required but limited. Minimum estimated life expectancy of any door component is 20,000 cycles. High-cycle extension springs are available rated up to 250,000 cycles.


**Options:** Available options include standard and thermally-separated windows, painted slats, dust covers, hood enclosures, rotary disconnect on the door controller and other options.

While high speed, high insulation and low maintenance are synonymous with the entire Spiral Insulated line of doors, every model in the series is unique. Generally speaking, door selection depends on the required thermal resistance and size of the opening.




### Spiral® SST-L

Slat Dimensions: 1.57" thick x 8.85" high (40mm x 225mm)  
Insulation Rating: R-value 6.91




### Spiral® SST-S

Slat Dimensions: 2.36" thick x 8.85" high (60mm x 225mm)  
Insulation Rating: R-value 12.5



### Spiral® SST-US

Slat Dimensions: 3.15" thick x 8.85" high (80mm x 225mm)  
Insulation Rating: R-value 15.7



### Spiral® SST-XL Extra Large

Slat Dimensions: 3.15" thick x 8.85" high (80mm x 225mm)  
Insulation Rating: R-value 15.7

# PERFORMANCE BEYOND THE THRESHOLD™

In addition to the Spiral Insulated series, the Spiral line of doors includes highly specialized models for full vision, hurricane protection, low headroom and other special applications



## **SPIRAL® HZ** (pictured top left)

The only high-speed door certified to withstand a hurricane. The Spiral Hurricane Zone model is Miami-Dade building code approved to protect Florida buildings from high winds and damaging debris.

## **SPIRAL® FV** (pictured top right)

Ultra high speed, high security and full vision all in one door. The Spiral Full Vision model offers top to bottom visibility.

## **SPIRAL® LH** (pictured left)

High Speed & High Security, designed for Low Headroom. The Spiral Low Headroom model allows you to have the performance of a high speed door but requires significantly less clearance.

## **SPIRAL® CD** (pictured right)

State-of-the-Art Technology and Space-Saving Design. The Spiral Compact Design model fits a high performance door in tight places.



## OPENING RYTEC HIGH PERFORMANCE DOORS

When you buy a Spiral, or any other door from Rytec, you not only get high speed and high performance, you get the backing of the undisputed leader in the industry. That means the comfort of working with a company known around the world for making doors that work - day in, day out, cycle after cycle.

Unlike other companies in our industry, doors aren't a side line for Rytec. They're our only business, period. This is why there are 100,000 Rytec doors in operation today.

Become a part of the ever-growing list of satisfied Rytec customers. Discover Performance Beyond the Threshold™.



© Copyright Rytec Corporation. All rights reserved. MS.HNN

**Rytec High Performance Doors**  
One Cedar Parkway, P.O. Box 403, Jackson, WI 53037-0403 U.S.  
Tel: 262.677.9046 • Fax: 262.677.2058  
888.GO.RYTEC • [www.RytecDoors.com](http://www.RytecDoors.com)