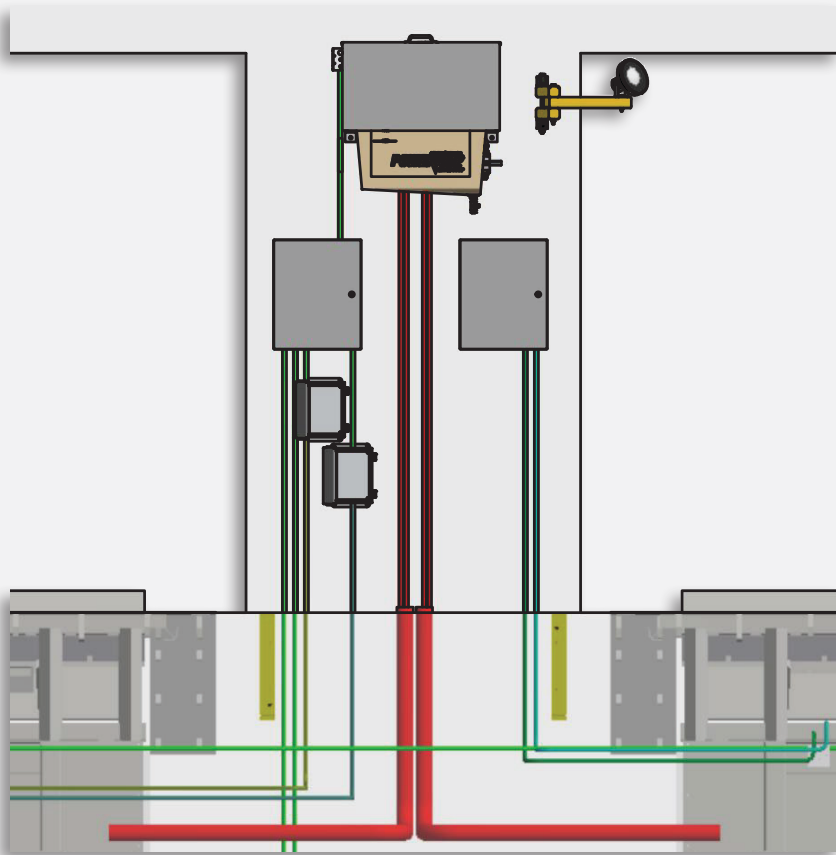


MULTI-LEVELER HYDRAULIC SYSTEM



- ▶ Centralized Hydraulic Pumping Station for Multiple Loading Dock Levelers
- ▶ Energy Savings with Six or More Hydraulic Dock Levelers
- ▶ Equipped with Backup Pump and Motor
- ▶ 12-Gallon Translucent Reservoir
- ▶ Totally Enclosed Fan Cooled Motor
- ▶ Indicator Light Alerts if a Motor Error Occurs
- ▶ Isolation Valve for Maintenance Work
- ▶ 18"H x 24"W x 12"D Station
- ▶ 20"H x 16"W x 8"D Motor Starter Box



REDUCED COSTS

Save on maintenance and electrical costs by consolidating multiple pumps and motors into one station.

SIMPLE CONTROLS

Each dock has its own control box identical to a standard system utilizing a pump at each dock.

SIMPLE MONITORING

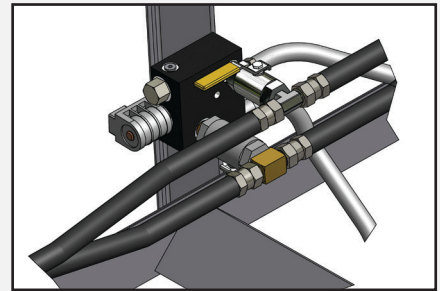
Translucent reservoir to easily check fluid levels and any contamination. Motor lights to indicate any errors.

DEPENDABLE

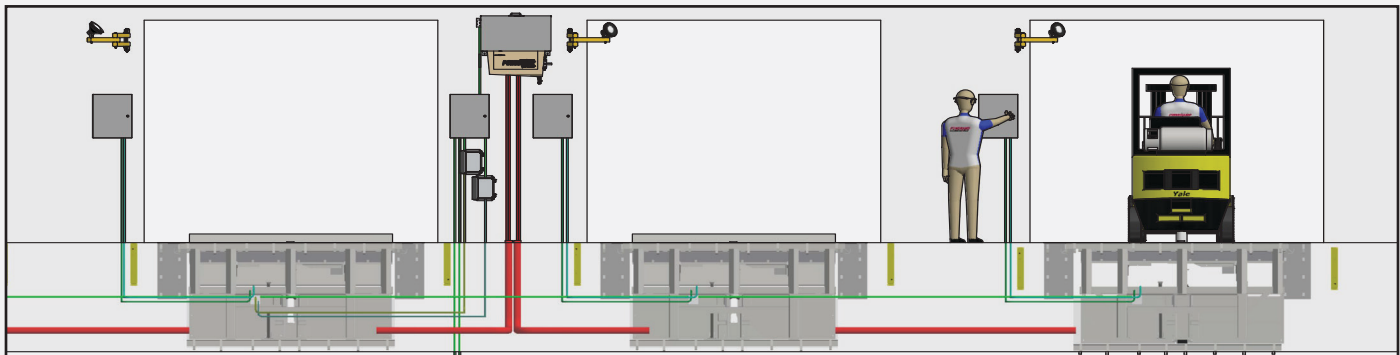
Designed to function using only one pump and motor. The second pump and motor will switch on in the event the first motor fails, ensuring there is no interruption in operation.

VERSATILE

Each leveler has own lockout/tagout valves allowing units in the system to be shut off for PM or removal without effecting other equipment in the line.



Valve located under each dock leveler



EASY TO INSTALL

Requires 3" PVC to run pit to pit, which is installed during pit construction. Hydraulic lines will then run through the PVC.

CLEANLINESS

No need for an individual pump and motor in each dock pit.



W194 N11481 McCormick Drive • Germantown, WI 53022
Phone: 1.800.643.5424 • Email: sales@poweramp.com

www.poweramp.com

DISTRIBUTED BY: